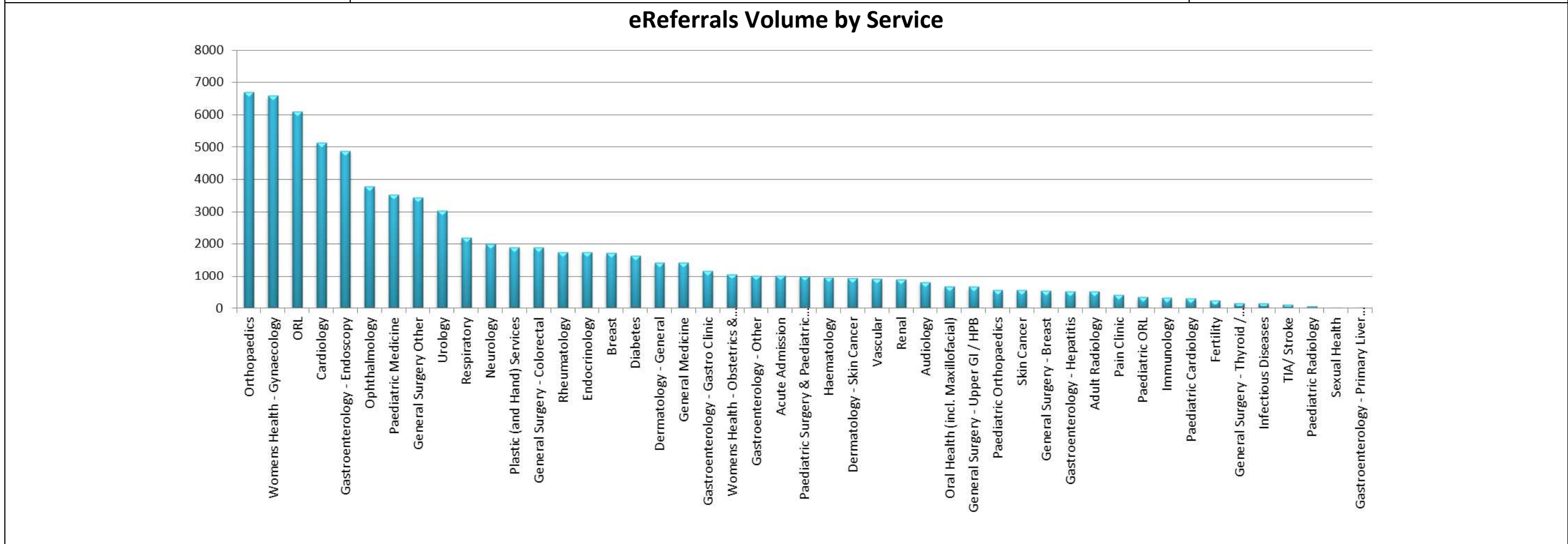
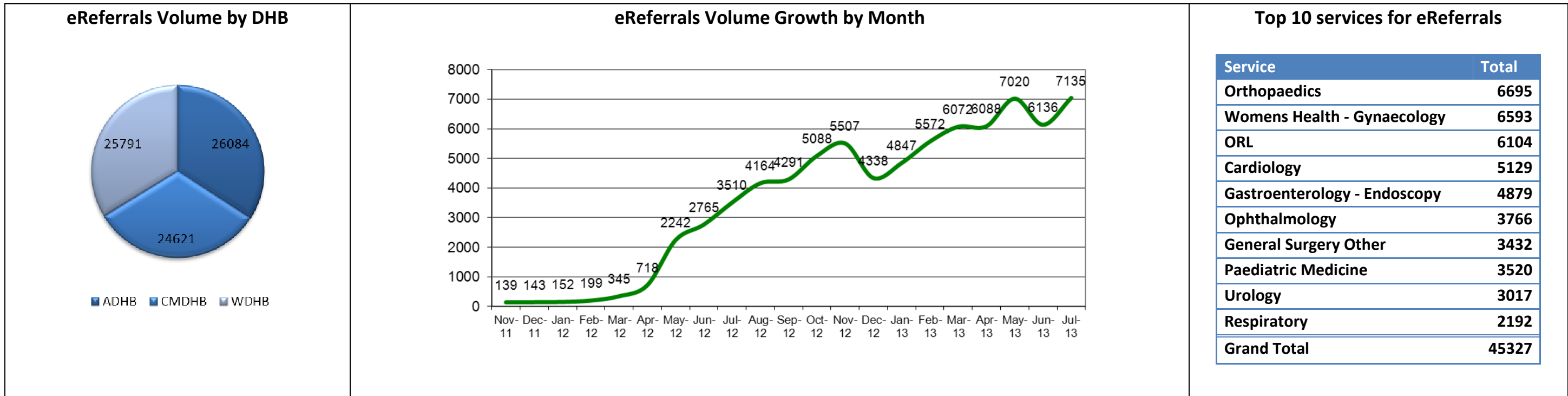


CareConnect eReferrals

Monthly Management and Uptake Report: Data as at 31 July 2013

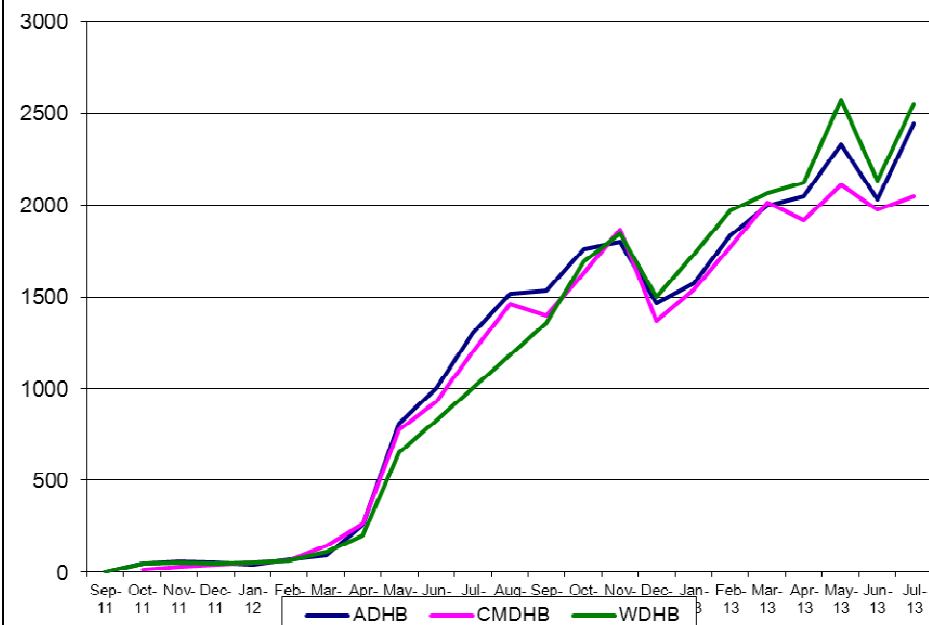
This report shows eReferrals statistics for the period from 30 September 2011 to 31 July 2013.



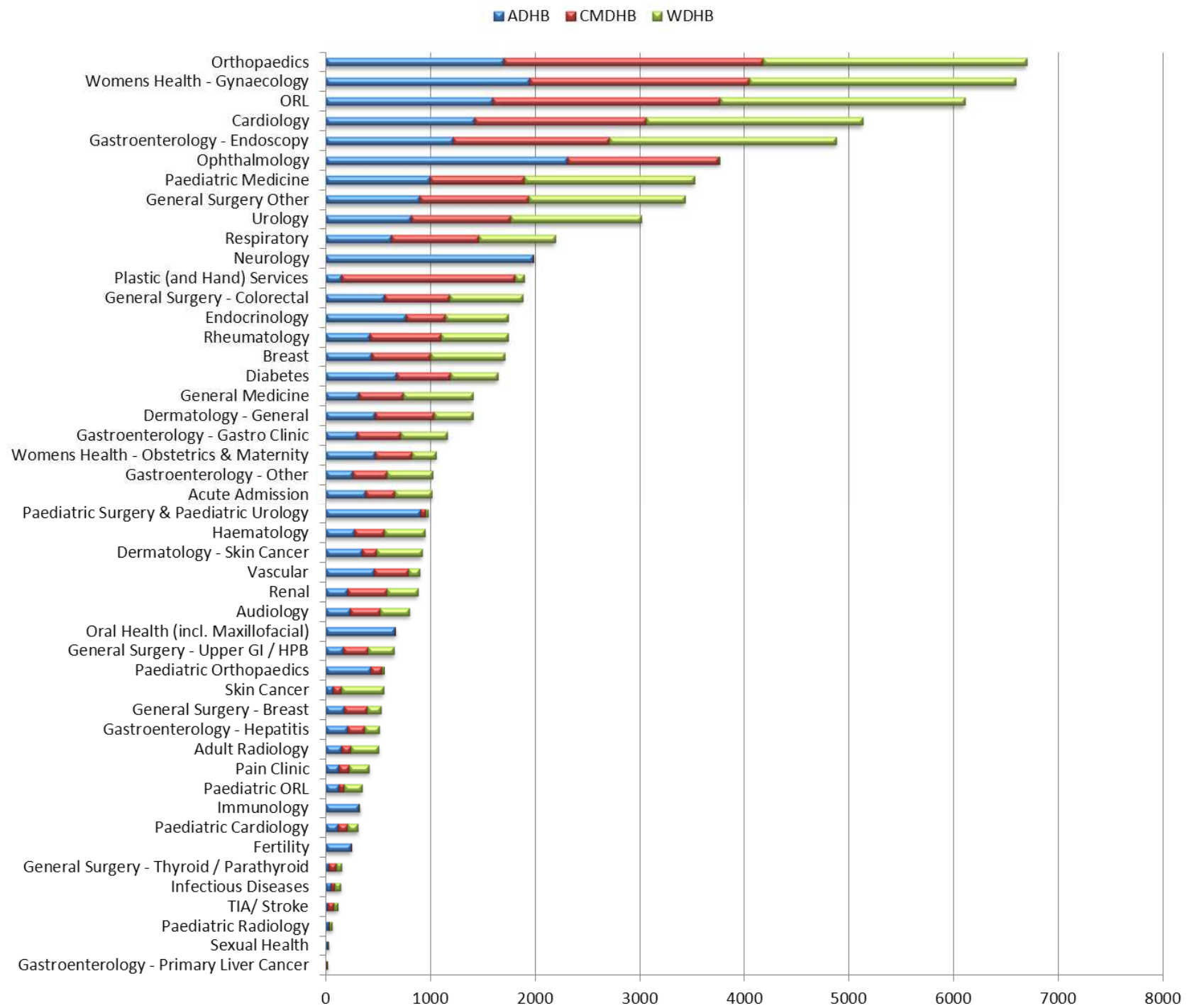
CareConnect eReferrals

Monthly Management and Uptake Report: Data as at 31 July 2013

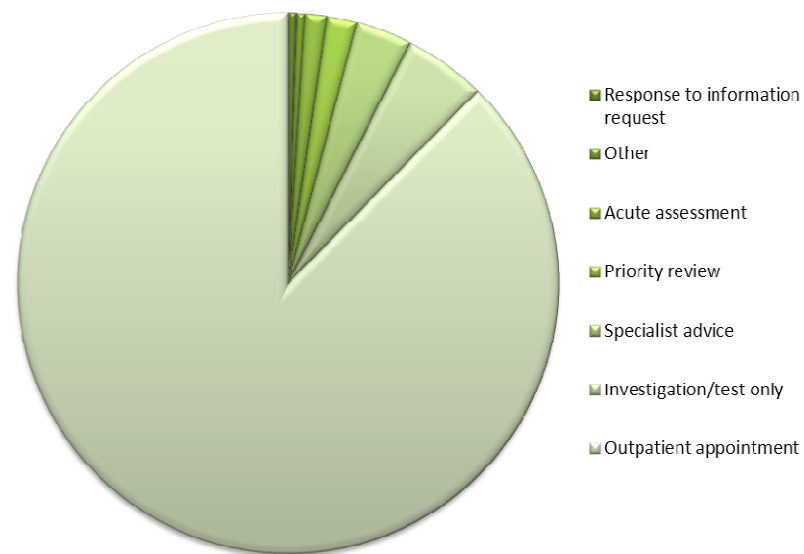
eReferrals Volume Growth by DHB



eReferrals Volume by DHB by Service



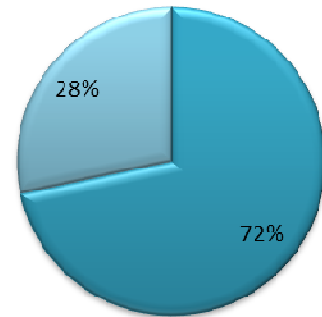
eReferrals Volume by Type



CareConnect eReferrals

Monthly Management and Uptake Report: Data as at 31 July 2013

eReferrals Usage by GPs



- Number of GPs that have used eReferrals since deployment
- Number of GPs that have not used eReferrals since deployment

Summary of Deployed GPs

Criteria	Number	% of Total
Number of GPs with eReferrals deployed	1453	100%
Number of GPs that have used eReferrals since deployment	1041	72%
Number of GPs that have not used eReferrals since deployment	412	28%
Number of GPs using eReferrals in July 2013	666	46%
Number of GPs (by Practice) with eReferrals deployed, count including GPs working across multiple practices	1714	100%

eReferrals as % of Total Referrals

CMDHB

Criteria	Number	% of Total
Number of eReferrals in July 2013 (excl acute)	1909	28%
Number of paper referrals in July 2013	4978	72%
Total number of referrals in July 2013	6887	100%

eReferrals as % of Total Referrals

WDHB

Criteria	Number	% of Total
Number of eReferrals in July 2013 (excl acute)	2515	33%
Number of paper referrals in July 2013	5024	67%
Total number of referrals in July 2013	7539	100%

CareConnect eReferrals

Monthly Management and Uptake Report: Data as at 31 July 2013



eReferrals Volume by PHO by Service

